

This guide does not replace the latest Tindo Walara G4P Installation Manual and not all installations are covered under this guide. The Installation Manual should be consulted before using this guide to ensure all steps and processes are followed as required.

Tindo modules are designed for both long side (horizontal) and short side (vertical) mounting/clamping installations according to conditions listed in this document and the installation manual. *Contact Tindo regarding specific wind load requirement questions*

Provided modules are mounted with a minimum of 4 clamps within the specified mounting/clamping zones:

- **Low/normal loading conditions** apply to most environments: the maximum static pressure on the backside of the module is 2400pa (equal to wind load) and the maximum static pressure on the front side is 2400pa (equal to wind load and snow load).
- **High loading conditions** apply to severe environments (such as wind storm, heavy snow): the maximum static pressure on the backside of the module is 2400pa (equal to wind load) and the maximum static pressure on the front side is 5400pa (equal to wind load and snow load), which is the highest requirement on pressure in the IEC standards. High load conditions requires additional third rail at mid point of module.

Fig.1: Long Side / Horizontal Mounting Zones

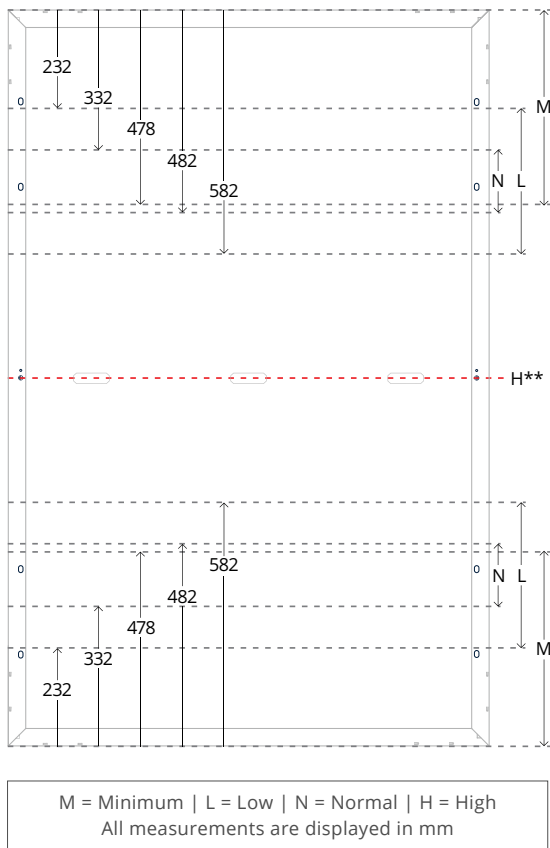
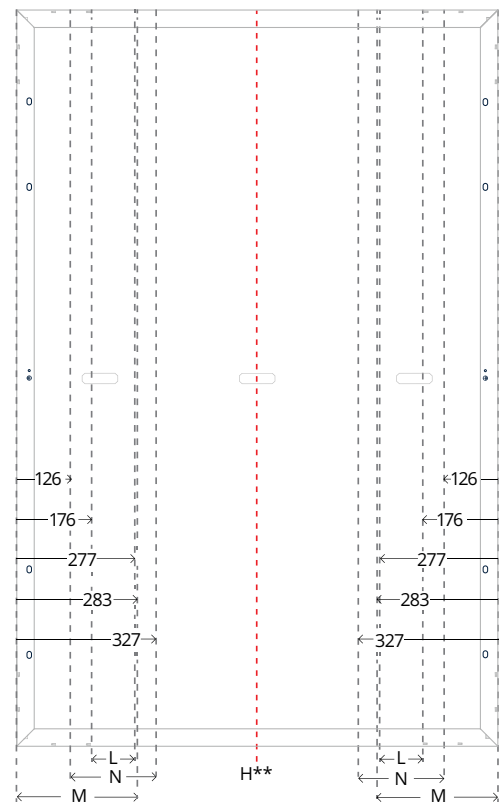




Fig 2: Short Side / Vertical Mounting Zones



Mounting Side	Load Conditions	Design Load (Pa)	Test Load (Pa)	Min (mm)	Max (mm)
	Minimum (M)	1200/-1200	1800/-1800	0	478
	Low (L)	1600/-1600	2400/-2400	232	582
	Normal (N)	3600/-1600	5400/-2400*	332	482
	High** (H**)	3600/-2400	5400/-3600	332	482
	Minimum (M)	1200/-1200	1800/-1800	0	283
	Low (L)	1600/-1600	2400/-2400	176	277
	Normal (N)	3600/-1600	5400/-2400*	126	327
	High** (H**)	3600/-2400	5400/-3600	126	327
Notes	* Marked methods are verified by TUV and CSA. ** High load conditions requires additional third rail at mid point of module.				