

For Australia

Deye

Deye

POWERING YOUR LIFE

3.6kW~12kW/50kWh Energy Storage Solution

AI-W5.1-B-ESS (SPRING SERIES)



All-in-One

Hybrid inverter and LFP battery in one sleek system



Smarter Energy Use

Peak-shaving, smart load, AC coupling, time of use, etc.



Scalable Capacity

Modular design expandable from 5 kWh to 50 kWh



Uninterrupted Supply

4 ms seamless switchover for energy security



Effortless Installation

Tool-free stacking for quick and easy installation



Smart Control

Convenient management via App, PC, or touch display

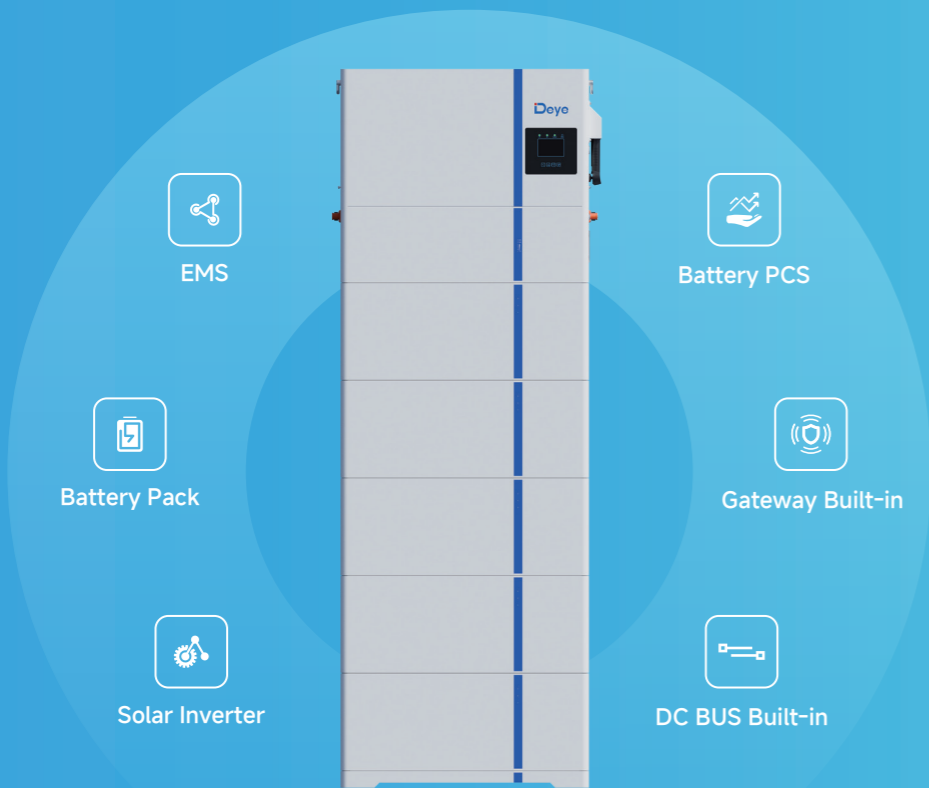
www.deyeess.com / www.deyeinverter.com



Deye ESS / Deye New Energy

ALL-IN-ONE POWER, READY IN MINUTES

6-in-One, Smart Integrated Design



3.6-12kW

Single/Three-Phase Inverter



5-50kWh

Flexible System Capacity



Tool-Free

Stacking Installation



One-Click

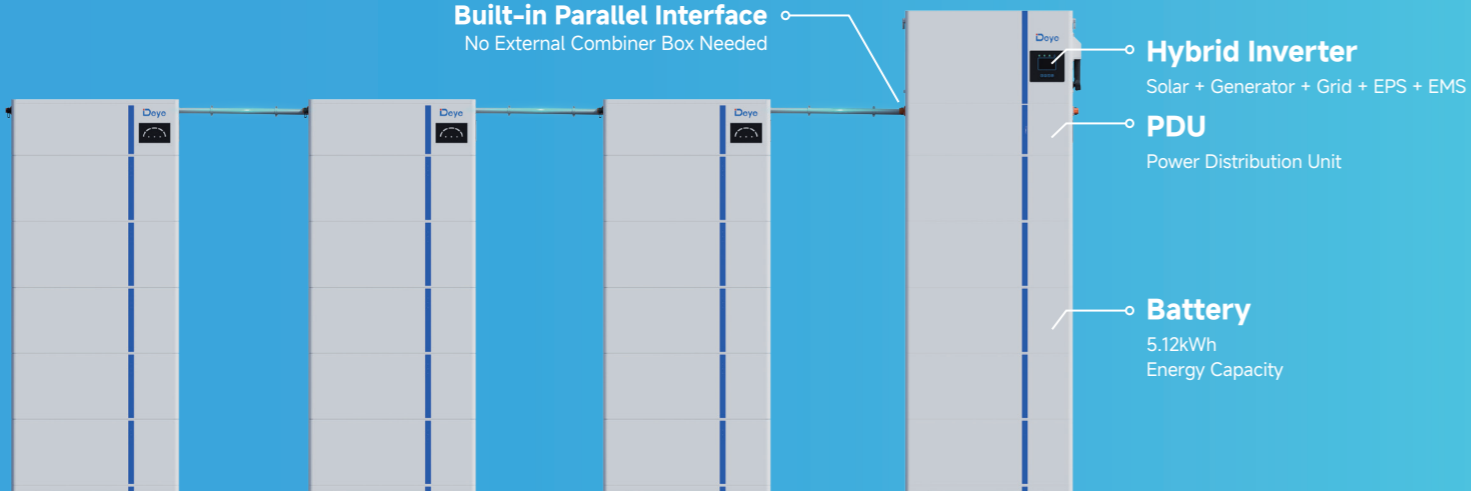
System Setup



Gateway & DC Bus

Built-in

Built-in Parallel Interface
No External Combiner Box Needed



Scalable Energy for Every Need

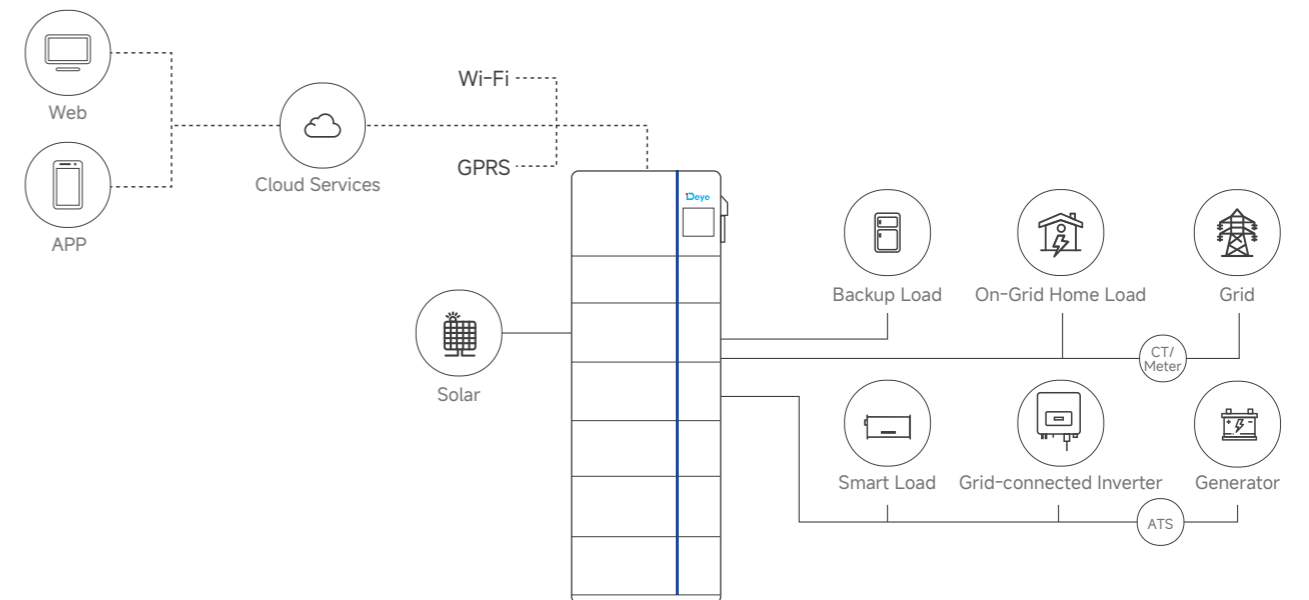


Deye Hybrid Inverter + PDU	x1	x1	x1	x1	x1
Battery	x1	x2	x3	x4	x5
Energy Capacity	5.12kWh	10.24kWh	15.36kWh	20.48kWh	25.6kWh



Deye PDU	x1	x1	x1	x1	x1	x1
Battery	x1	x2	x3	x4	x5	x6
Energy Capacity	5.12kWh	10.24kWh	15.36kWh	20.48kWh	25.6kWh	30.72kWh

Typical Scenario



Deye Hybrid Inverter

3.6-8 kW Single-Phase | 5.0-12.0 kW Three-Phase
50kWh System

3.6kW~12kW/50kWh Energy Storage System



4ms ultra-fast switching time



2x rated power for 10s



Quick and simple setup



Smart **EMS** with **real-time** monitoring




One-click diagnostics via Deye Cloud



IP65 protection for reliable outdoor performance



1 × PDU1 + 5 × Battery + 1 × Base



1 × Inverter + 1 × PDU3 + 5 × Battery + 1 × Base

Deye Hybrid Inverter | 3.6–8 kW Single-Phase


Model (Single-phase)	AI-W5.1-3.6P1-AU-B	AI-W5.1-5P1-AU-B	AI-W5.1-6P1-AU-B	AI-W5.1-8P1-AU-B
Battery Input Data				
Battery Type	Lithium-ion			
Battery Voltage	40-60			
Max. Charging Current(A)	90	120	135	190
Max. Discharging Current(A)	90	120	135	190
Charging Strategy for Li-Ion Battery	Self-adaption to BMS			
Number of Battery Input	1			
PV String Input Data				
Max. PV access power(W)	7200	10000	12000	16000
Max. PV Input Power(W)	5760	8000	9600	12800
Max. PV Input Voltage(V)	500			
Start-up Voltage(V)	125			
PV Input Voltage Range(V)	125-500			
MPPT Voltage Range(V)	150-425			
Full Load MPPT Voltage Range(V)	300-425		200-425	
Rated PV Input Voltage(V)	370			
Max. Operating PV Input Current(A)	18+18		32+32	
Max. Input Short-Circuit Current(A)	27+27		48+48	
No.of MPPT Trackers/No.of String MPPT Tracker	2/1+1		2/2+2	
Max. Inverter Backfeed Current to The Array	0			
AC Input/Output Data				
Rated AC Input/Output Active Power(W)	3600	5000	6000	8000
Max. AC Input/Output Apparent Power(VA)	3600	5000	6000	8000
Peak Power (off-grid)(W)	2 times of rated power, 10s			
Rated AC Input/Output Current(A)	15.7	21.8	26.1	34.8
Max. AC Input/Output Current(A)	15.7	21.8	26.1	34.8
Max. Continuous AC Passthrough (grid to load)(A)	35		40	
Max. Output Fault Current(A)	31.4	43.4	52.2	66
Max. Output Overcurrent Protection(A)	80			
Rated Input/Output Voltage/Range(V)	230V/240V 0.85Un-1.1Un			
Grid Connection Form	L+N+PE			
Rated Input/Output Grid Frequency/Range	50Hz/45Hz-55Hz			
Power Factor Adjustment Range	0.8 leading-0.8 lagging			
Total Current Harmonic Distortion THDi	<3% (of nominal power)			
DC Injection Current	<0.5%In			
Efficiency				
Max. Efficiency	97.60%			
Euro Efficiency	96.50%			
MPPT Efficiency	>99%			
Equipment Protection				
DC Polarity Reverse Connection Protection	Yes			
AC Output Overcurrent Protection	Yes			
AC Output Overvoltage Protection	Yes			
AC Output Short Circuit Protection	Yes			
Thermal Protection	Yes			
Arc fault circuit interrupter (AFCI)	Optional			
Power Network Monitoring	Yes			
Island Protection Monitoring	Yes			
Earth Fault Detection	Yes			
DC Input Switch	Yes			
Overvoltage Load Drop Protection	Yes			
Residual Current (RCD) Detection	Yes			
Anti-islanding Protection	Yes(Active Frequency Shift)			
Surge Protection Level	TYPE II(DC), TYPE II(AC)			
Interface				
Display	LCD+LED			
Communication Interface	RS232, RS485, CAN			
Monitor Mode	GPRS/WIFI/Bluetooth/4G/LAN (optional)			
PV Connection	VP-D4			
General Data				
Operating Temperature Range	-40 to +60°C, >45°C Derating			
Permissible Ambient Humidity	0-100%			
Permissible Altitude	2000m			
Noise	<30 dB(A)			
Ingress Protection(IP) Rating	IP 65			
Inverter Topology	Non-Isolated			
Over Voltage Category	OVC II(DC), OVC III(AC)			
Protection Level	Class I			
Cabinet size(W*H*D) [mm]	720W×399.2H×256D (Excluding connectors and brackets)			
Weight(kg)	31.6			
Warranty	10 Years			
Type of Cooling	Intelligent Air Cooling			
Grid Regulation	AS/NZS 4777.2			
Safety EMC/Standard	IEC/EN 61000-6-1/2/3/4, IEC/EN 62109-1, IEC/EN 62109-2			


Deye Hybrid Inverter | 5.0–12.0 kW Three-Phase


Model (Three-phase)	AI-W5.1-5P3-AU-B	AI-W5.1-6P3-AU-B	AI-W5.1-8P3-AU-B	AI-W5.1-10P3-AU-B	AI-W5.1-12P3-AU-B
Battery Input Data					
Battery Type	Lithium-ion				
Battery Voltage	40-60				
Max. Charging Current(A)	120	150	190	210	240
Max. Discharging Current(A)	120	150	190	210	240
Charging Strategy for Li-Ion Battery	Self-adaption to BMS				
Number of Battery Input	1				
PV String Input Data					
Max. PV access power(W)	10000	12000	16000	20000	24000
Max. PV Input Power(W)	7500	9000	12000	15000	18000
Max. PV Input Voltage(V)	800				
Start-up Voltage(V)	160				
PV Input Voltage Range(V)	160-800				
MPPT Voltage Range(V)	200-650				
Full Load MPPT Voltage Range(V)	350-650				
Rated PV Input Voltage(V)	550				
Max. Operating PV Input Current(A)	20+20		36+20		
Max. Input Short-Circuit Current(A)	30+30		54+30		
No.of MPPT Trackers/No.of String MPPT Tracker	2/1+1		2/2+1		
Max. Inverter Backfeed Current to The Array	0				
AC Input/Output Data					
Rated AC Input/Output Active Power(W)	5000	6000	8000	10000	12000
Max. AC Input/Output Apparent Power(VA)	5000	6000	8000	10000	12000
Peak Power (off-grid)(W)	2 times of rated power, 10s				
Rated AC Input/Output Current(A)	7.2	8.7	11.6	14.5	17.4
Max. AC Input/Output Current(A)	7.2	8.7	11.6	14.5	17.4
Max. Continuous AC Passthrough (grid to load)(A)	45				
Max. Output Fault Current(A)	14.4	17.4	23.2	29	34.8
Max. Output Overcurrent Protection(A)	70				
Rated Input/Output Voltage/Range(V)	230V/400V 240V/415V 0.85Un-1.1Un				
Grid Connection Form	3L+N+PE				
Rated Input/Output Grid Frequency/Range	50Hz/45Hz-55Hz				
Power Factor Adjustment Range	0.8 leading-0.8 lagging				
Total Current Harmonic Distortion THDi	<3% (of nominal power)				
DC Injection Current	<0.5%In				
Efficiency					
Max. Efficiency	97.6%				
Euro Efficiency	97.0%				
MPPT Efficiency	>99%				
Equipment Protection					
DC Polarity Reverse Connection Protection	Yes				
AC Output Overcurrent Protection	Yes				
AC Output Overvoltage Protection	Yes				
AC Output Short Circuit Protection	Yes				
Thermal Protection	Yes				
Arc fault circuit interrupter (AFCI)	Optional				
Power Network Monitoring	Yes				
Island Protection Monitoring	Yes				
Earth Fault Detection	Yes				
DC Input Switch	Yes				
Overvoltage Load Drop Protection	Yes				
Residual Current (RCD) Detection	Yes				
Anti-islanding Protection	Yes(Active Frequency Shift)				
Surge Protection Level	TYPE II(DC), TYPE II(AC)				
Interface					
Display	LCD+LED				
Communication Interface	RS232, RS485, CAN				
Monitor Mode	GPRS/WIFI/Bluetooth/4G/LAN (optional)				
PV Connection	VP-D4				
General Data					
Operating Temperature Range	-40 to +60°C, >45°C Derating				
Permissible Ambient Humidity	0-100%				
Permissible Altitude	2000m				
Noise	≤ 55 dB				
Ingress Protection(IP) Rating	IP 65				
Inverter Topology	Non-Isolated				
Over Voltage Category	OVC II(DC), OVC III(AC)				
Protection Level	Class I				
Cabinet size(W*H*D) [mm]	720W×440H×254D (Excluding connectors and brackets)				
Weight(kg)	39.75				
Warranty	10 Years				
Type of Cooling	Intelligent Air Cooling				
Grid Regulation	AS/NZS 4777.2				
Safety EMC/Standard	IEC/EN 61000-6-1/2/3/4, IEC/EN 62109-1, IEC/EN 62109-2				

Deye AI-W5.1-B Battery


5.12kWh | LFP | Stacked Battery


 Highly **scalable** and **flexible** capacity


 Intelligent **BMS** for safety and longer lifespan

 **Real-time** battery monitoring via Deye Cloud

 **Auto-networking** and remote firmware upgrades

 **Wide** operating temperature range with natural cooling

 **IP65** protection for reliable outdoor performance

 **100% DOD**
Maximizes subsidies at lower cost

 Built-in **Parallel Interface**
No External Combiner Box Needed

Deye Stacked Battery | 5.12kWh

Model	AI-W5.1-B combinations					
Main Parameter						
Battery Model Number	AI-W5.1-B	AI-W10.2-B	AI-W15.3-B	AI-W20.4-B	AI-W25.6-B	AI-W30.7-B
Number of battery units in parallel (Optional)	1	2	3	4	5	6
Battery Chemistry	LiFePO ₄					
Built-in Circuit Breaker	125A 2P, 60Vdc					
Battery Module Energy (kWh)	5.12					
Battery Module Voltage (V)	51.2					
Battery Module Capacity (Ah)	100					
Nominal Voltage (V)	51.2					
Operating Voltage (V)	44.8 ~ 57.6					
Nominal Energy (kWh)	5.12	10.24	15.36	20.48	25.6	30.72
Usable Energy (kWh) ^[1]	5.12	10.24	15.36	20.48	25.6	30.72
Rated DC Power (KW)	2.5	5	7.5	10	12	12
Charge / Discharge Current (A) ^[2]	Recommend					
	Max.					
	Peak (10s, 25°C)					
50	100	150	200	250	250	
100	200	250	250	250	250	
150	270	360	360	360	360	
Other Parameter						
Recommend Depth of Discharge	100%					
System Dimension (W × D × H, mm)	720×255×569	720×255×850	720×255×1131	720×255×1412	720×255×1693	720×255×1974
System Weight (kg)	74.5	127.5	180.5	233.5	286.5	339.5
Battery Module Dimension (W × D × H, mm)	720*255*300 (without terminal parts)					
Battery Module Weight (kg)	53					
MasterLED Indicator	Battery module : 3LED (working, alarming, protecting) , PDU module : 5LED (SOC : 20% ~ 100%) & 3LED (working, alarming, protecting)					
IP Rating of Enclosure	IP65 (after stacking)					
Operating Temperature	Charge : 0 ~ 55°C (-20°C ~ 55°C when heating on) / Discharge : -20°C ~ 55°C					
Standard charging method by manufacturer	Charge at 25±2°C at constant current 50A until the voltage reaches 57.6V.					
Standard discharging method by manufacturer	Discharge at 25±2°C at constant current 50A until the voltage reaches 44.8v.					
Storage Temperature	0°C ~ 35°C					
Humidity	5% ~ 95%					
Altitude	≤2000m					
Installation	Wall-Mounted, Floor-Mounted					
Communication Port	CAN2.0, RS485					
Cycle Life	≥6000 (25°C±2°C , 0.5C / 0.5C, 70%EOL)					
Energy Throughput	16MWh (Battery Module @70%EOL)					
Warranty Period ^[3]	10 years					
Certification	UN38.3, IEC62619, CE, UK, VDE2510-50, CEI 0-21, CE-LVD, CEC					

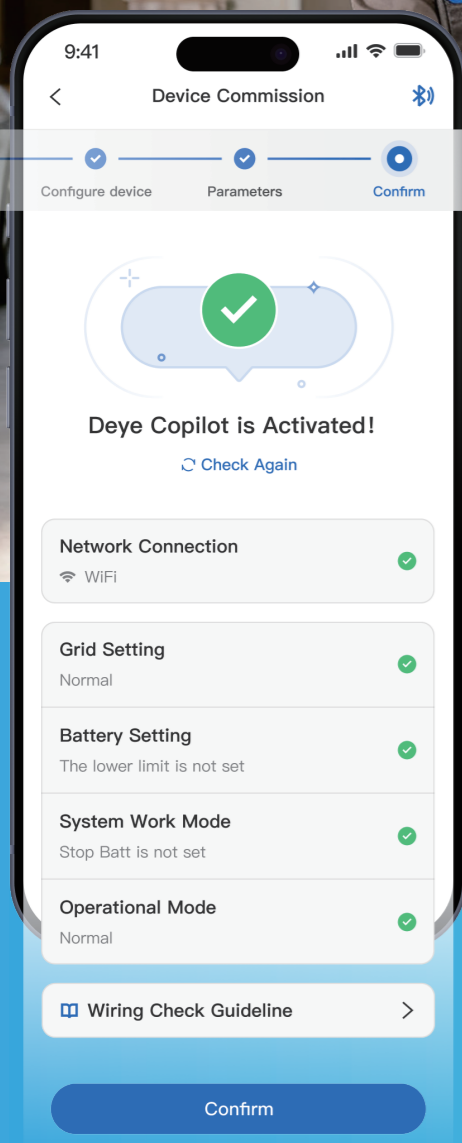

[1]DC Usable Energy, test conditions: 100% DOD, 0.5C charge & discharge at 25°C . System usable energy may vary due to system configuration parameters.

[2]The current is affected by temperature and SOC.

[3]Conditions apply, refer to Deye Warranty Letter.

[4]Made in China.

Deye Cloud - Installation Guide for Hybrid Inverters Commission



Easy Step-by-Step Guide

Clear instructions take you from wiring to config, right on your APP—no confusion.

Smart Parameter Setup

It checks and sets key settings like voltage, grid, and battery automatically. Say goodbye to mistakes!

Full Communication Checks

Scans WiFi, RS485, and cloud connections to ensure everything's linked up perfectly.

Quick and Hassle-Free: Built-in tips and tracking keep things efficient, saving time and avoiding extra trips.

Deye Cloud All-in-one Energy & Device Management Platform

- Unlock Significant Savings
- Individual Add-On for Dynamic Tariff
- Intelligent Charging/Discharging Strategies
- Tailored Solution to Deye Devices
- Real-time Equipment Monitoring



Smarten Up Your Home Energy

Download Deye Cloud APP to join us!
Embrace a seamless, effortless energy experience that's both eco-friendly and budget-friendly with our intelligent assistant



All in One

Smarter home energy and device management



Cloud-edge Collaboration

Faster and more efficient control



Accelerated Connectivity

Optimized for speed and performance



Advanced Smart Energy

A smarter way to manage your electricity bills